

Scaled data based on original data using  
LM-79-08 Approved Method: Electrical and Photometric Measurements of Solid-  
State Lighting Products

Test Report Prepared for  
Cooper Lighting Solutions  
(formerly Eaton)

Brand: McGRAW-EDISON

Report Number: P199954

Luminaire Tested: **GWC-AF-02-LED-E1-SL2-7030-1200-HSS**

Issue Date: 3/3/2020

**Test Information**

Test Method: LM-79-08  
Report Number: P199954  
TEST IS SCALED FROM IESNA LM-79-08 TEST DATA (P24287)  
Test Lab: INNOVATION CENTER P2  
Issue Date: 3/3/2020  
Manufacturer: COOPER LIGHTING SOLUTIONS (FORMERLY EATON)  
Product Line: MCGRAW-EDISON  
Catalog Number: GWC-AF-02-LED-E1-SL2-7030-1200-HSS  
Description: GALLEON WALL LUMINAIRE  
(2) 70 CRI, 3000K, 1200mA LIGHTSQUARES WITH 16 LEDS EACH AND TYPE II  
SPILL LIGHT ELIMINATOR OPTICS WITH HOUSE SIDE SHIELD  
Light Source: -  
Ballast/Driver: ELECTRONIC DRIVER

**Summary**

Lumens per Lamp: N/A  
Luminaire Lumens: 10731.1 lumens  
Efficiency: N/A  
Efficacy: 83.2 lumens/watt  
Luminous Opening: Rectangular (W 1' x L: 0.5' x H: 0')  
IES Classification: Type II - Short - Semi-Cutoff  
BUG Rating: B1 - U0 - G2

Input Watts (W): 129  
Input Voltage (V): NR  
Input Current (Ain): NR  
Voltage Rise (V): NR  
Power Factor: NR  
Total Harmonic Distortion (THDi): NR  
Frequency (hertz): 60  
Stabilization Time: NR  
Operation Time: NR  
Ambient Temperature (°C): NR  
Test Distance: 25 FT

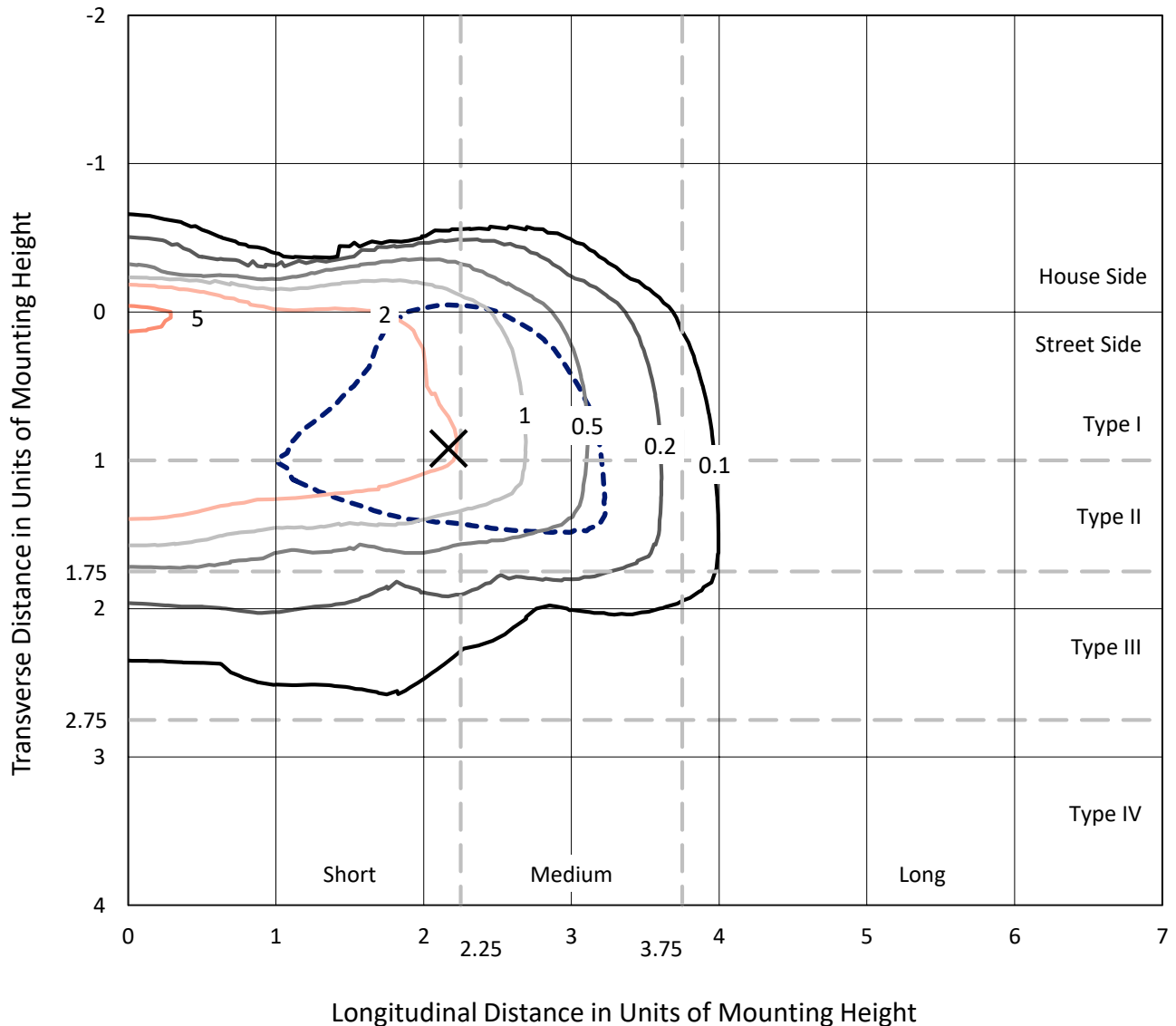


REPORT NUMBER: P199954

CATALOG NUMBER: GWC-AF-02-LED-E1-SL2-7030-1200-HSS

### Iso-Footcandle Lines of Horizontal Illumination

× Max cd  
 - - - 1/2 Max cd

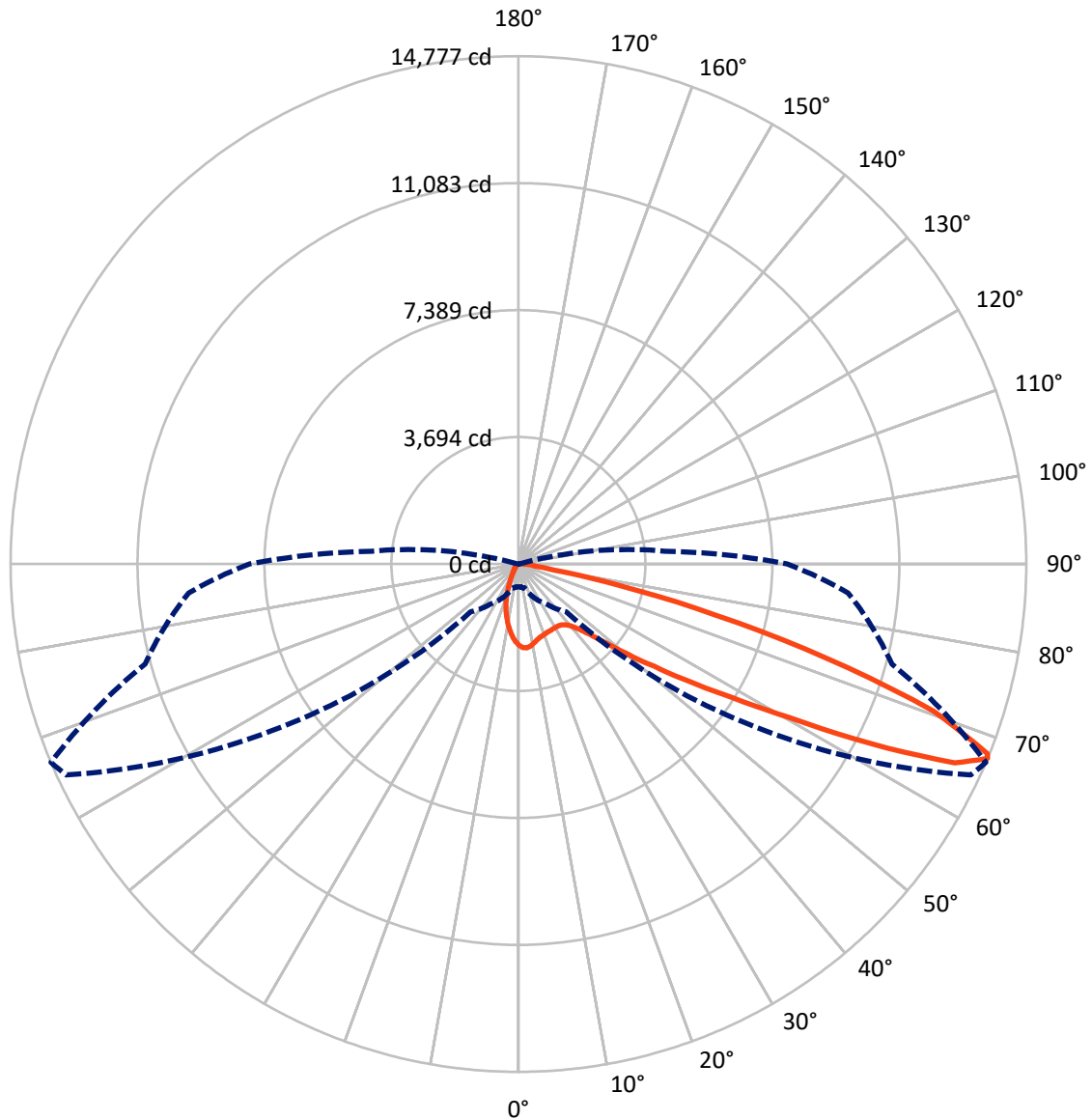


Based on 20 foot mounting height. Maximum calculated value = 5.9 fc  
 Type II - Short - Semi-Cutoff

REPORT NUMBER: P199954

CATALOG NUMBER: GWC-AF-02-LED-E1-SL2-7030-1200-HSS

### Luminous Intensity Polar Plot



— Vertical Plane Through 67-Deg Lateral    - - - Horizontal Cone Through 67-Deg Vertical

REPORT NUMBER: P199954

CATALOG NUMBER: GWC-AF-02-LED-E1-SL2-7030-1200-HSS

**FLUX DISTRIBUTION:**

		Downward	Upward	Total
<b>House Side</b>	Lumens	1114.2	0.0	1114.2
	% Fixture	10.4	0.0	10.4
<b>Street Side</b>	Lumens	9616.9	0.0	9616.9
	% Fixture	89.6	0.0	89.6
<b>Total</b>	Lumens	10731.1	0.0	10731.1
	% Fixture	100.0	0.0	100.0

**ZONAL LUMENS:**

Zone	Lumens	% Fixture
0°-10°	192.6	1.8
10°-20°	409.9	3.8
20°-30°	595.9	5.6
30°-40°	929.6	8.7
40°-50°	1646.8	15.3
50°-60°	2605.9	24.3
60°-70°	2984.6	27.8
70°-80°	1238.0	11.5
80°-90°	127.9	1.2
90°-100°	0.0	0.0
100°-110°	0.0	0.0
110°-120°	0.0	0.0
120°-130°	0.0	0.0
130°-140°	0.0	0.0
140°-150°	0.0	0.0
150°-160°	0.0	0.0
160°-170°	0.0	0.0
170°-180°	0.0	0.0
0°-90°	10731.1	100.0
0°-180°	10731.1	100.0

**Coefficient of Utilization**



REPORT NUMBER: P199954

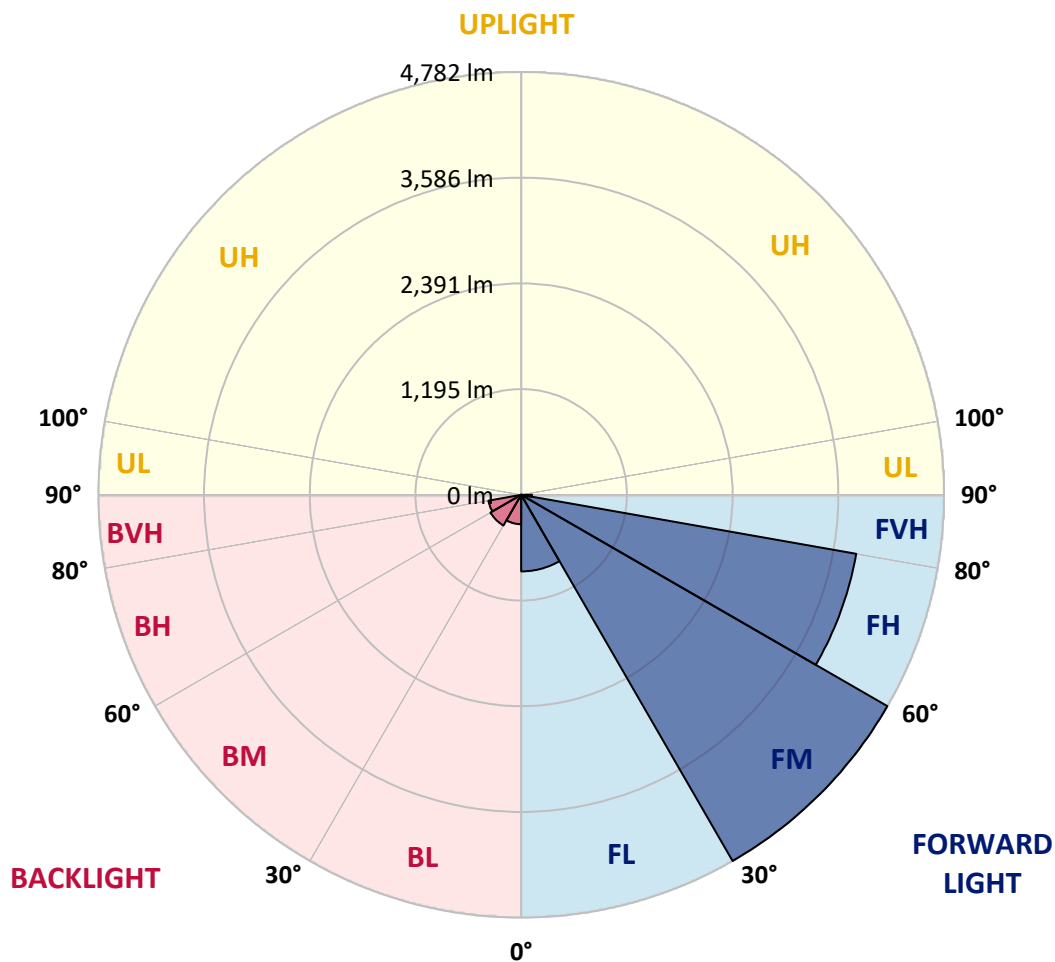
CATALOG NUMBER: GWC-AF-02-LED-E1-SL2-7030-1200-HSS

**LUMINAIRE CLASSIFICATION SYSTEM LUMEN TABLE AND BUG RATING:**

Zone	Lumens	% Fixture	Zone Rating/Lumen Limit		
			B	U	G
FL (0°-30°)	865.8	8.1			
FM (30°-60°)	4781.8	44.6			
FH (60°-80°)	3847.1	35.9			G2/5000
FVH (80°-90°)	122.1	1.1			G2/225
BL (0°-30°)	332.5	3.1	B1/500		
BM (30°-60°)	400.4	3.7	B1/1000		
BH (60°-80°)	375.5	3.5	B1/500		G1/500
BVH (80°-90°)	5.8	0.1			G0/10
UL (90°-100°)	0.0	0.0		U0/0	
UH (100°-180°)	0.0	0.0		U0/0	

**BUG Rating: B1-U0-G2**

Type II Short





REPORT NUMBER: P199954

CATALOG NUMBER: GWC-AF-02-LED-E1-SL2-7030-1200-HSS

**CANDELA DISTRIBUTION (FULL):**

	0°	5°	15°	25°	35°	45°	55°	65°	67°	75°	85°
0°	2366.6	2366.6	2366.6	2366.6	2366.6	2366.6	2366.6	2366.6	2366.6	2366.6	2366.6
2.5°	2446.7	2451.7	2451.1	2454.9	2463.6	2464.2	2455.4	2438.6	2434.8	2412.9	2374.8
5°	2256.4	2270.8	2279.6	2315.3	2355.3	2403.6	2439.9	2453.0	2451.1	2435.5	2377.9
7.5°	2039.2	2053.6	2063.6	2105.6	2158.8	2241.4	2335.9	2413.6	2420.4	2437.3	2375.3
10°	1894.7	1897.1	1910.9	1950.9	2006.7	2091.2	2203.9	2339.7	2360.4	2422.3	2369.1
12.5°	1775.8	1777.6	1795.7	1838.9	1898.4	1983.5	2101.9	2259.0	2290.9	2403.6	2367.8
15°	1691.2	1698.1	1714.4	1759.4	1822.7	1907.1	2028.6	2199.5	2237.6	2396.7	2379.1
17.5°	1663.1	1670.6	1675.6	1708.1	1765.7	1848.4	1972.9	2160.7	2203.9	2400.4	2401.0
20°	1692.5	1698.1	1686.8	1695.0	1730.7	1804.6	1925.9	2127.5	2178.9	2404.7	2429.2
22.5°	1802.0	1804.6	1773.8	1738.2	1731.9	1772.7	1889.0	2101.2	2156.3	2416.7	2462.3
25°	1989.8	1985.4	1935.4	1858.4	1785.8	1767.0	1867.1	2084.9	2145.0	2429.2	2496.8
27.5°	2216.4	2222.7	2153.7	2041.7	1903.4	1804.6	1863.9	2078.0	2140.0	2437.9	2526.9
30°	2491.7	2500.6	2421.7	2280.8	2082.4	1897.1	1892.7	2076.8	2136.9	2432.3	2529.3
32.5°	2772.8	2783.5	2721.5	2576.3	2321.5	2052.3	1957.8	2090.6	2143.1	2412.9	2514.9
35°	3067.0	3082.1	3040.7	2916.1	2645.8	2276.5	2072.4	2132.5	2172.5	2411.1	2500.6
37.5°	3473.2	3487.0	3409.3	3277.3	3038.2	2576.9	2256.4	2211.4	2242.0	2441.0	2504.3
40°	4079.8	4077.8	3877.5	3675.4	3469.5	2958.8	2514.9	2354.0	2369.7	2531.8	2550.6
42.5°	4740.7	4737.5	4441.5	4134.2	3948.3	3428.8	2854.8	2600.7	2590.0	2698.9	2670.8
45°	5250.2	5249.5	5008.0	4661.8	4524.8	3968.3	3294.2	2943.7	2927.4	2970.6	2892.4
47.5°	5467.4	5471.1	5349.7	5106.3	5163.8	4698.1	3848.2	3440.7	3416.3	3398.7	3279.8
50°	5298.4	5305.9	5315.9	5268.3	5632.7	5679.0	4591.1	4141.1	4129.2	4051.0	3865.1
52.5°	4746.3	4784.6	4902.2	5053.1	5795.4	6620.4	5756.0	5011.1	4947.3	4864.1	4659.3
55°	3816.2	3858.2	4081.6	4447.7	5553.2	7238.7	7388.3	6132.7	6026.3	5777.9	5482.4
57.5°	2525.6	2590.7	2914.9	3380.5	4849.7	7338.3	9017.0	7689.4	7318.8	6638.5	6305.5
60°	1391.5	1454.0	1805.7	2227.6	3502.7	6846.3	10112.3	9716.2	9061.4	7600.6	7305.1
62.5°	856.9	890.7	1150.4	1542.9	2100.6	5403.6	10338.9	12263.0	11505.1	8839.2	8512.5
65°	682.3	696.6	823.7	1261.2	1506.0	3214.1	9607.3	14204.6	13951.7	10338.9	9593.4
67°	662.3	667.9	727.9	1082.9	1419.6	1970.4	8048.7	14520.7	14777.3	11246.5	9627.2
67.5°	666.6	672.9	729.8	1033.4	1417.1	1810.8	7511.6	14396.1	14720.4	11318.5	9477.6
70°	642.8	662.3	835.6	1032.7	1347.6	1504.7	4498.4	12473.3	12810.7	10516.7	8041.8
72.5°	227.8	229.1	361.1	835.6	1465.3	1521.0	2259.0	9144.0	9393.7	8044.9	5797.9
75°	135.2	115.1	120.2	237.8	1400.2	1477.2	1303.2	5843.0	5936.2	4609.9	2936.2
77.5°	93.2	81.4	83.9	105.2	533.3	1456.6	1035.3	3046.9	2947.5	1616.7	625.3
80°	53.2	46.9	50.1	92.0	194.1	1358.9	976.4	1235.6	1053.5	274.1	172.7
82.5°	28.1	23.7	28.8	75.7	135.2	846.9	978.3	597.1	473.2	92.6	117.7
85°	10.0	8.2	13.7	52.0	90.1	259.7	906.9	502.0	394.3	45.1	89.5
87.5°	1.8	1.8	5.6	21.3	36.3	79.5	536.4	297.9	199.7	27.0	61.3
90°	0.0	0.0	0.0	0.0	0.0	0.0	0.0	0.0	0.0	0.0	0.0



REPORT NUMBER: P199954

CATALOG NUMBER: GWC-AF-02-LED-E1-SL2-7030-1200-HSS

**CANDELA DISTRIBUTION (continued):**

	90°	95°	105°	115°	125°	135°	145°	155°	165°	175°	180°
0°	2366.6	2366.6	2366.6	2366.6	2366.6	2366.6	2366.6	2366.6	2366.6	2366.6	2366.6
2.5°	2359.1	2332.1	2295.8	2251.5	2198.8	2152.6	2118.1	2082.4	2074.9	2062.4	2060.5
5°	2343.4	2297.1	2207.0	2103.7	1993.6	1894.0	1813.3	1741.3	1709.4	1681.9	1678.7
7.5°	2320.3	2250.8	2097.5	1931.0	1758.8	1602.3	1469.7	1375.8	1289.4	1248.1	1241.8
10°	2293.4	2193.8	1974.1	1743.2	1505.3	1284.4	1087.2	922.0	821.9	762.4	754.9
12.5°	2268.3	2138.2	1848.4	1548.5	1232.4	937.0	683.5	525.8	420.6	378.1	373.0
15°	2256.4	2093.0	1730.7	1349.5	947.0	596.5	373.7	289.1	254.8	244.8	244.1
17.5°	2255.2	2054.9	1615.5	1143.6	663.5	346.7	243.5	222.2	215.4	212.8	212.8
20°	2254.6	2018.6	1500.4	930.1	421.3	230.9	202.8	197.7	192.8	189.7	189.7
22.5°	2261.5	1986.1	1380.2	712.3	265.4	187.1	178.4	173.4	167.1	162.7	162.1
25°	2268.3	1961.0	1257.4	507.0	192.2	162.7	154.0	147.0	138.3	132.6	132.1
27.5°	2269.6	1929.7	1126.1	339.3	160.9	142.1	130.8	120.2	110.2	104.5	103.9
30°	2250.8	1877.2	980.2	229.1	142.1	123.3	108.3	97.0	87.6	83.2	83.2
32.5°	2213.9	1812.1	819.9	172.7	126.4	105.8	89.5	78.8	72.6	70.8	70.1
35°	2180.7	1741.9	655.3	146.5	113.3	89.5	73.3	66.4	62.6	62.0	61.3
37.5°	2161.3	1685.7	500.7	132.6	100.7	75.1	62.0	56.9	55.1	53.8	54.5
40°	2176.3	1638.6	369.9	121.5	88.3	62.6	52.6	50.1	48.2	47.6	47.6
42.5°	2242.0	1630.6	274.7	111.4	76.4	52.0	45.6	43.8	42.5	41.9	42.5
45°	2414.8	1680.6	213.4	102.0	64.4	43.8	38.8	38.1	37.6	37.6	37.6
47.5°	2674.6	1783.8	177.8	91.4	53.8	37.6	33.8	33.2	32.5	33.2	33.2
50°	3114.6	1972.9	159.0	80.8	44.5	31.9	28.8	28.8	28.8	28.8	29.4
52.5°	3783.6	2344.7	146.5	70.1	36.3	27.0	24.4	24.4	25.0	25.0	25.7
55°	4529.2	2837.9	135.2	59.5	30.7	22.6	20.0	20.6	21.3	21.9	21.9
57.5°	5337.8	3384.3	125.8	48.9	26.3	18.2	16.9	17.5	18.2	19.4	19.4
60°	6313.6	3975.8	112.0	38.1	21.9	14.4	13.1	14.4	16.3	17.5	18.2
62.5°	7385.2	4548.0	94.5	30.1	18.2	11.3	10.6	13.1	15.7	16.9	17.5
65°	8117.5	4727.5	72.6	24.4	13.7	8.2	8.8	11.9	15.0	16.9	16.9
67°	7820.9	4286.3	59.5	20.6	11.3	6.2	8.2	11.9	15.0	16.3	16.9
67.5°	7615.0	4113.5	56.9	20.0	10.6	6.2	8.2	11.9	15.0	16.9	16.9
70°	6196.0	3090.1	47.6	15.0	8.8	5.6	6.9	11.3	14.4	16.3	16.3
72.5°	4305.1	1905.3	42.5	10.6	7.5	5.0	6.2	10.6	13.7	15.7	16.3
75°	2046.8	689.8	36.3	8.2	6.9	4.4	5.6	10.6	13.7	15.7	15.7
77.5°	417.5	160.3	29.4	6.9	5.6	4.4	5.0	10.0	13.1	15.0	15.0
80°	137.1	62.0	21.9	6.2	5.6	4.4	5.0	9.3	13.1	14.4	15.0
82.5°	98.9	31.3	14.4	6.2	5.6	4.4	4.4	9.3	12.6	14.4	14.4
85°	75.7	21.9	9.3	6.2	5.6	4.4	4.4	8.8	11.9	13.7	13.7
87.5°	50.1	8.8	7.5	6.2	5.6	4.4	4.4	8.8	11.3	13.1	13.7
90°	0.0	0.0	0.0	0.0	0.0	0.0	0.0	0.0	0.0	0.0	0.0

(END OF REPORT)